

FBR12



DBR13



DBR13 Installed

Stainless Bottle Rails

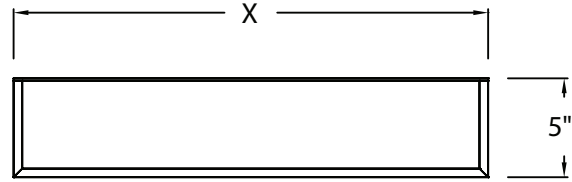
Standard Features	Specifications
<ul style="list-style-type: none"> • Weather-resistant stainless steel construction. • Unique chamfered top edge for added strength and visual appeal. • Perforated bottom prevents water build-up in outdoor applications. • Back has two key-hole slot mounting holes. • Available in custom widths up to 42". • Door mounted models have extended side tabs for mounting to the frame on the inside of a typical panel style cabinet door. 	<p><i>See the back of the specification sheet for dimensional information.</i></p> <p>Model Numbers:</p> <p>Front mounted bottle rails: FBR12, FBR18, FBR24, FRB30, FBR36, FBR42</p> <p>Door mounted bottle rails: DBR7, DBR10, DBR13, DBR16, DBR19</p>
<p align="center">Glastender, Inc. 5400 North Michigan Road • Saginaw, MI • 48604-9780 989.752.4275 • 800.748.0423 • Fax 989.752.4444 www.glastenderhome.com</p>	<p align="center">Specifications subject to change without notice. For current specifications please visit our website.</p>

Dimensional Information

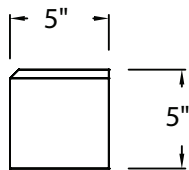
FRONT MOUNTED BOTTLE RAILS

Mounting holes are in the rear panel of the rail.

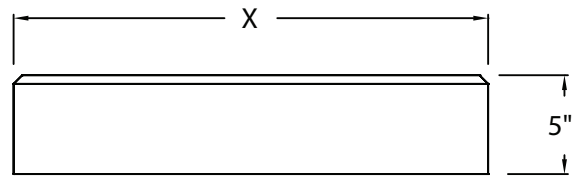
Model Number	X
FBR12	12"
FBR18	18"
FBR24	24"
FBR30	30"
FBR36	36"
FBR42	42"
FBR48	48"



PLAN VIEW



SIDE ELEVATION

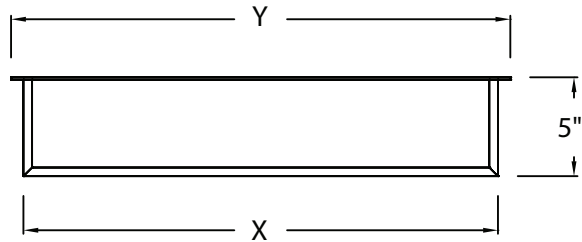


FRONT ELEVATION

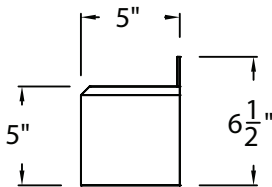
DOOR MOUNTED BOTTLE RAILS

Include special side tabs for mounting to the frame on the inside of a panel door. The body of the rail (X dimension) should be 2" less than the door opening.


Model Number	X	Y	Door Opening	Cabinet Width
DBR7	7"	8-1/4"	9"	12"
DBR10	10"	11-1/4"	12"	15"
DBR13	13"	14-1/4"	15"	18"
DBR16	16"	17-1/4"	18"	21"
DBR19	19"	20-1/4"	21"	24"



PLAN VIEW



SIDE ELEVATION



FRONT ELEVATION